

# BUDGET IN BRIEF

FISCAL YEAR  
2025-26

*“As stewards of  
taxpayer dollars,  
the City of Rolling  
Hills Estates  
endeavors to  
provide  
transparency and  
accountability in  
its budget”*



CITY OF  
ROLLING HILLS ESTATES  
[WWW.RHE.CITY](http://WWW.RHE.CITY)



# Introduction

## Adopted Fiscal Year 2025-26 Operating and Capital Budget

The City of Rolling Hills Estates' Budget in Brief is intended to provide you with information about your City's Budget. The annual budget is one of our most important policy documents. This simplified version of the comprehensive budget document includes highlights, an overview of major revenue sources and expenditures, and our capital program.

The City's budget is prepared much like a household spending plan. While a family might plan for such expenses as housing, food, clothing, transportation, or medical bills, the City's focus is for public safety, parks, recreation, storm drains, roads, building maintenance, and much more.

### Mission Statement

To preserve and enhance the quality of life for residents, businesses and visitors through outstanding municipal governance and exemplary service to the community

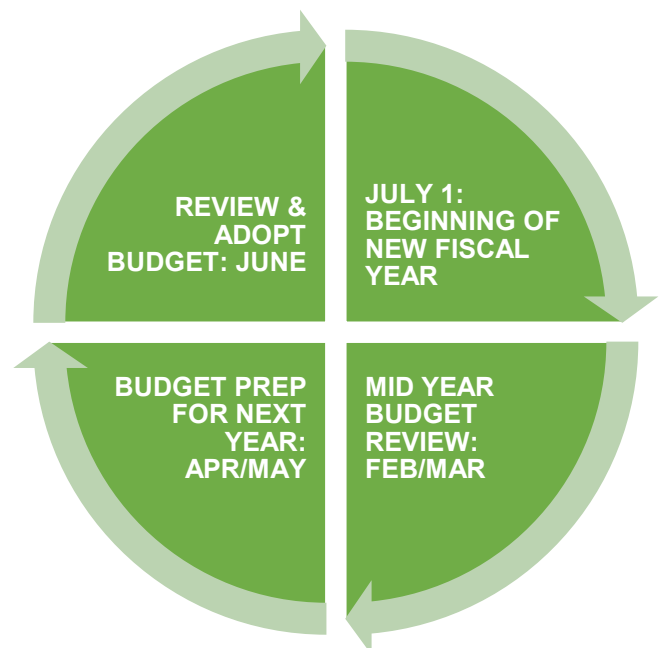
### City Council Top Priorities

City Council has identified the top three priorities for Fiscal Year 2025-26:

- ❖ Balanced Budget
- ❖ Public Safety
- ❖ Infrastructure Maintenance

### How is the budget developed?

City Council adopts the budget in June of each year for the following fiscal year, which runs from July 1 to June 30. The budget development process is continuous and includes public engagement throughout the year.



# Rolling Hills Estates At A Glance

**Incorporated:** September 18, 1957

**Form of Government:** Council/Manager

**City Employees:** 20 Full Time

**Area:** 4.18 square miles

**City Parks (total area):** 52.5 acres

**City Bridle Trails:** 16 miles

**City Streets:** 28 miles

**City Bike Paths:** 10 miles

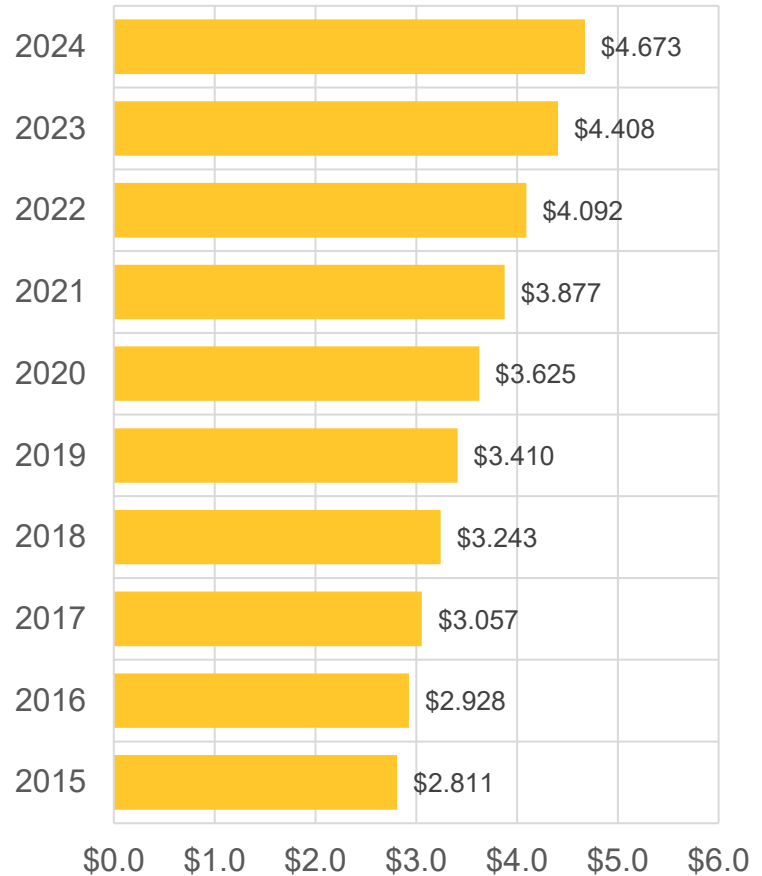
**Population:** 8,007 (2024)<sup>1</sup>

**Median Household Income:** \$187,500 <sup>1</sup>

**Median Home Value:** \$1,602,300 <sup>1</sup>

**Housing Units:** 3,129 (2020) <sup>2</sup>

## Taxable/Net Assessed Value (\$ billions)

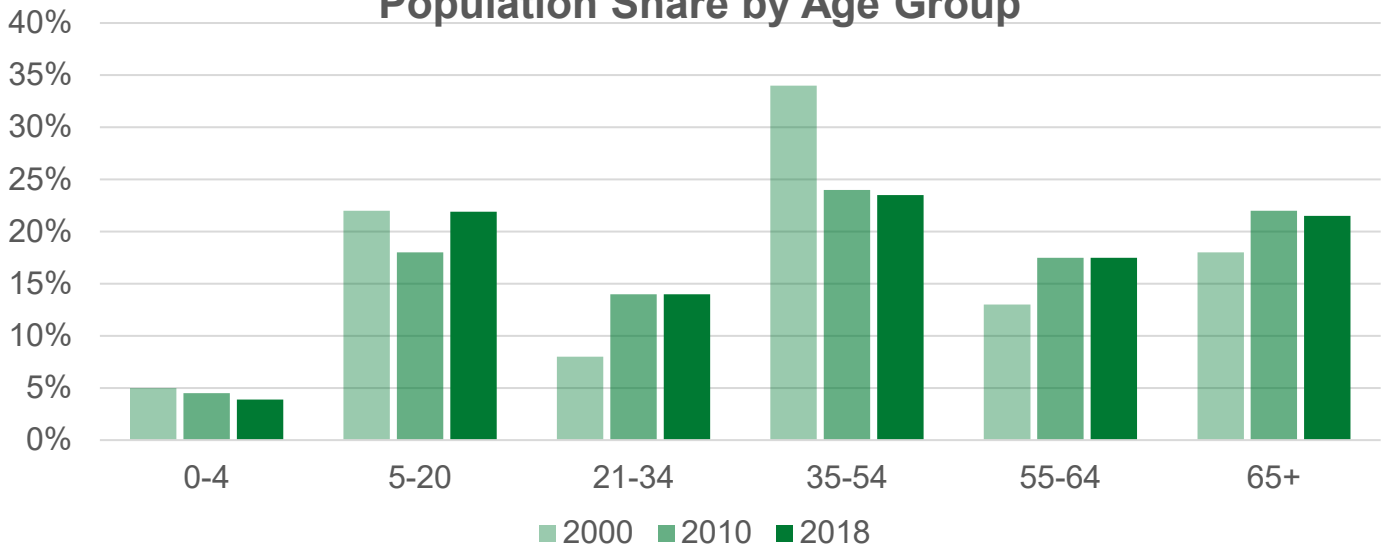


<sup>1</sup> Census.gov, 2024

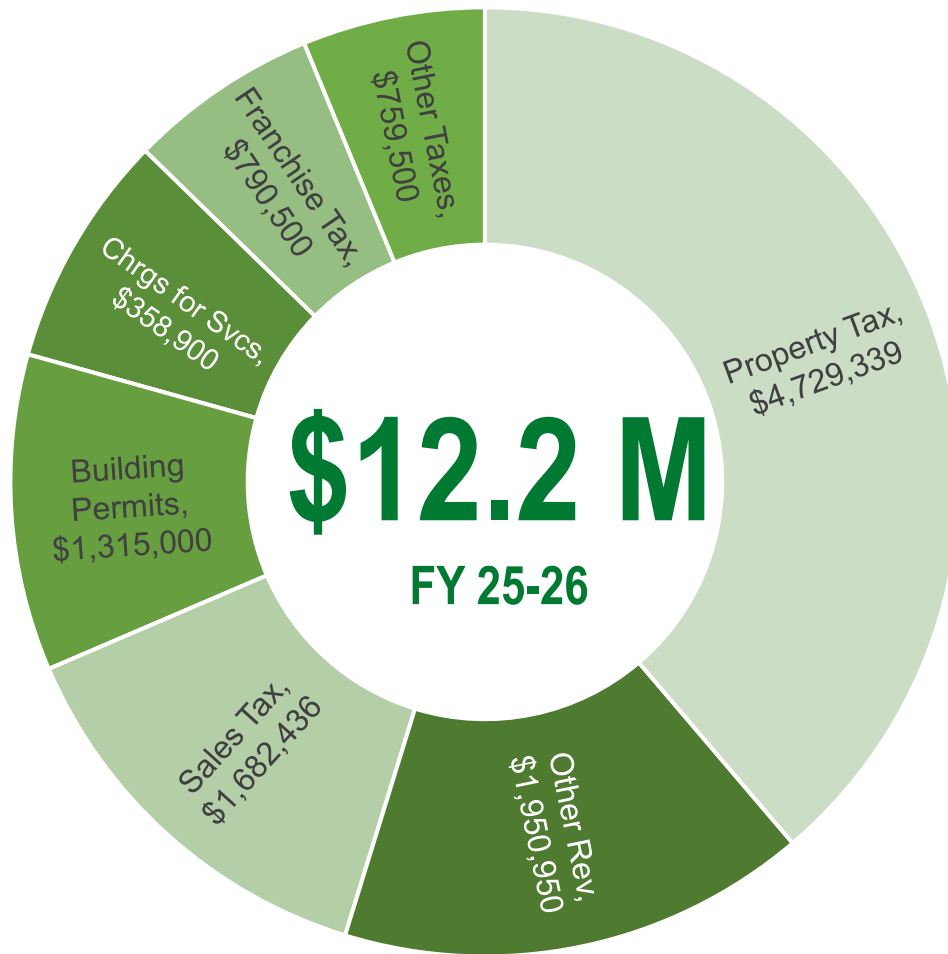
<sup>2</sup> SCAG

Source: Annual Comprehensive Financial Report  
Fiscal Year Ended June 30, 2024

## Population Share by Age Group



# General Fund Revenues



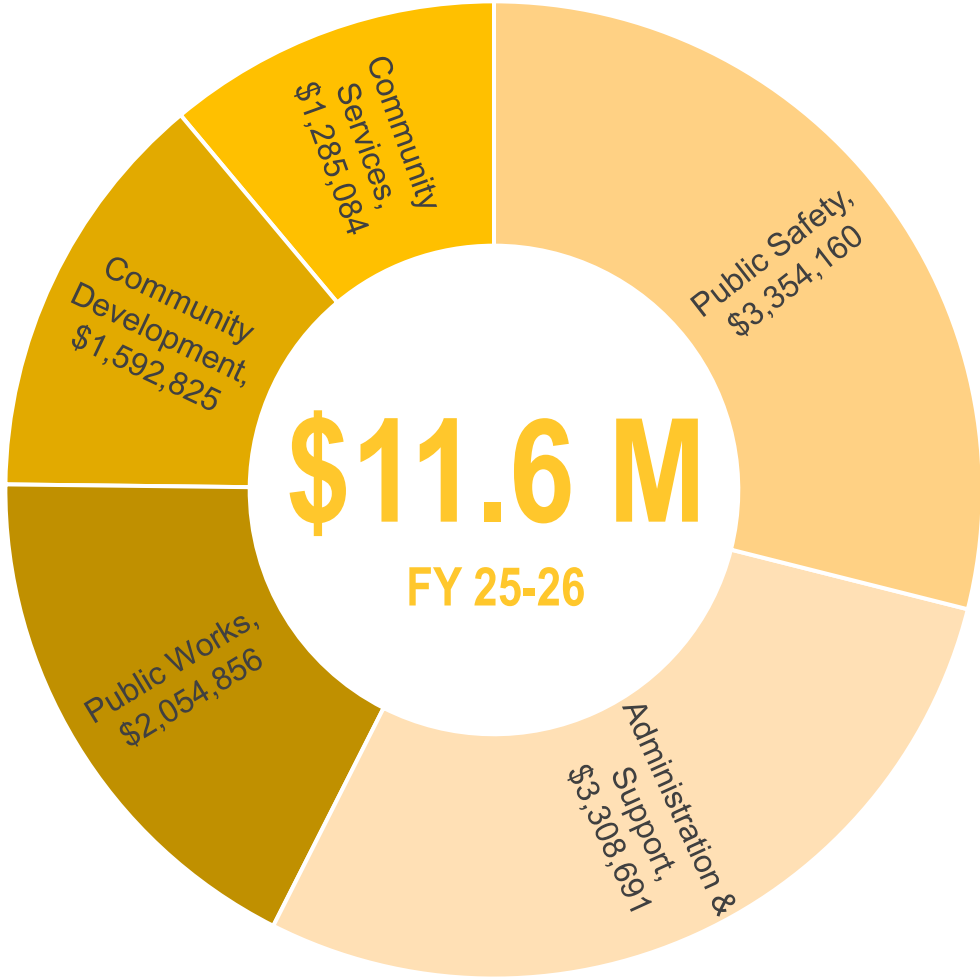
## Property Tax (Every \$100 assessed) 2023-24

Basic Levy	\$1.00000
El Camino Community College	\$0.02116
LA Community College District	\$0.06023
LA Unified School District	\$0.12422
Metropolitan Water District	\$0.00350
Palos Verdes Library District	\$0.00000
Palos Verdes Peninsula Unified	\$0.02383
Torrance Unified	\$0.08543
<b>Total Property Tax</b>	<b>\$1.31837</b>

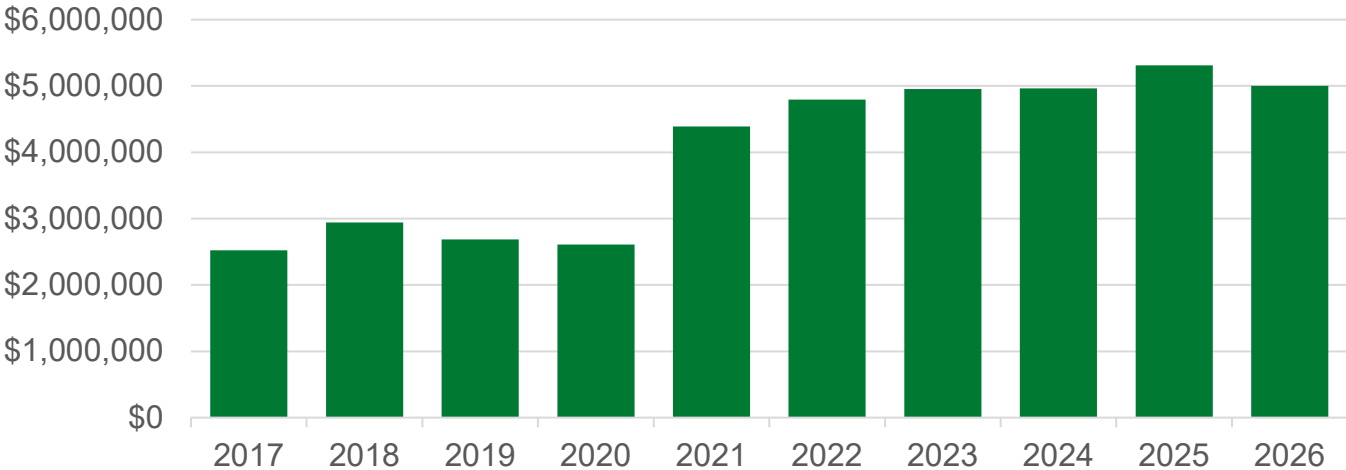
## Sales Tax (Every \$100 purchased)

State General Fund	\$3.9375
State Public Safety (Prop 172)	\$0.50
State Mental & Social Services	\$0.50
State Local Revenue Fund	\$1.0625
County Transportation	\$0.25
LA County Measure H	\$0.25
<b>City Bradley Burns 1% Local Tax</b>	<b>\$1.00</b>
LA County MTA	\$2.00
<b>Total Sales Tax</b>	<b>\$9.50</b>

# General Fund Expenditures

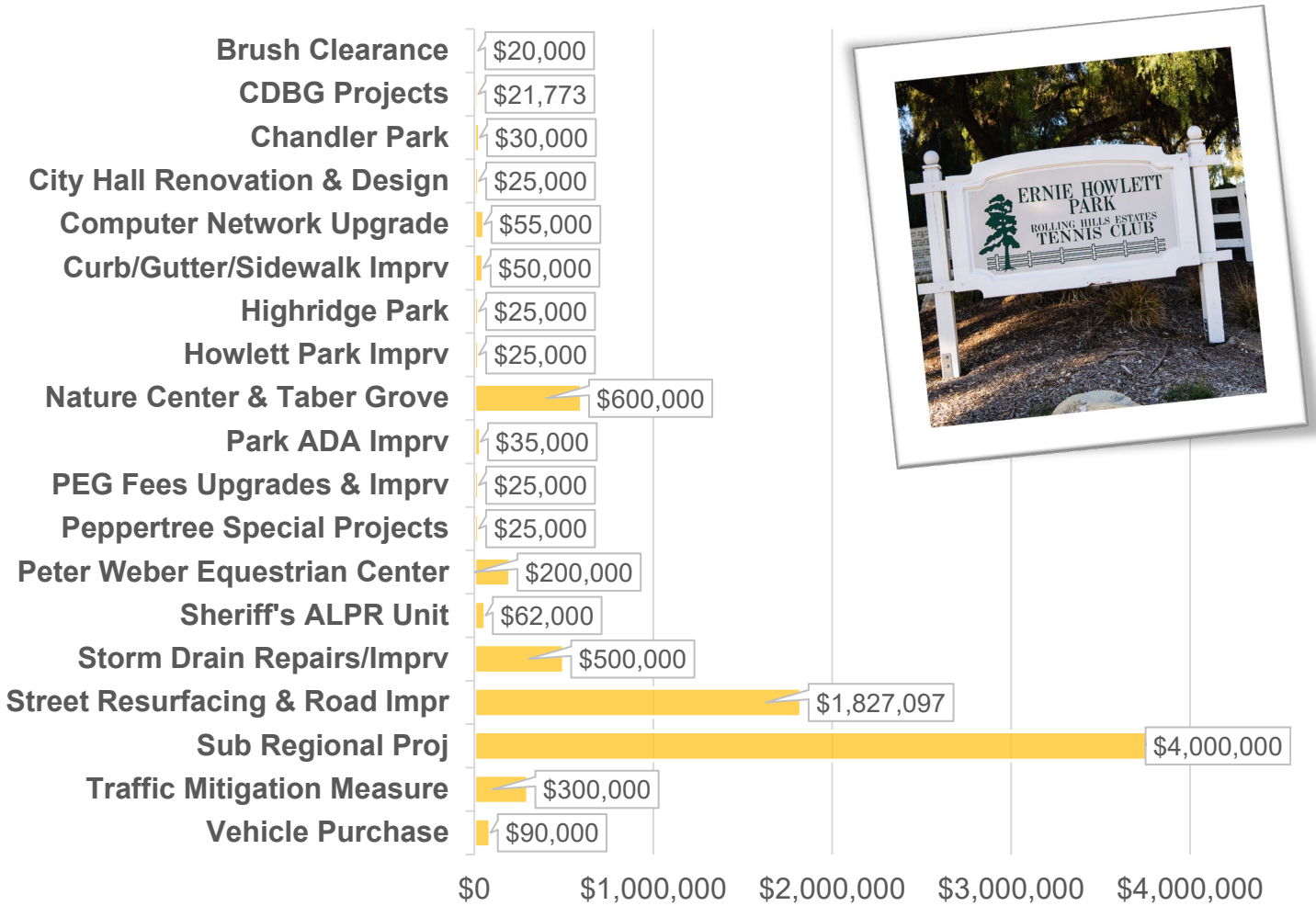


**General Fund Fiscal Year Ending Fund Balance**



# Capital Improvement Program

While the operating budget keeps Rolling Hills Estates safe and beautiful on a daily basis, the Capital Improvement Program identifies major projects to maintain, replace and improve the city's infrastructure, such as streets, parks, and facilities. The chart below shows the Fiscal Year 2025-26 Capital Improvement Program totaling \$7,915,870. The City has committed over \$25.4 million in capital improvements since Fiscal Year 2016-17 from all government funds, including grant funds.



## CIP Expenditure History (All Funds)

